

# TRADE DOOR COLLECTION

Bespoke CNC Solutions  
For The Trade.

[www.soulbespoke.com](http://www.soulbespoke.com)

[hello@soulbespoke.com](mailto:hello@soulbespoke.com)

# CNC SOLUTIONS

MADE FOR TRADE



**Bespoke CNC**



**Pre-Cut Kits**



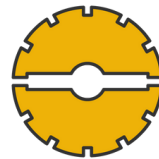
**Trade Doors**



**Panelling**



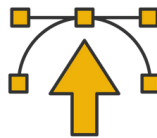
**Panell Cutting**



**Components**



**Mouldings**



**CNC Design**





**Fast Turnaround**

# KITCHEN & CABINET DOORS

## STANDARD SHAKER DOOR COLLECTION

003





# SOUL SHAKER DOOR COLLECTION

005




**SHAKER:** Beaded

006



**SHAKER:** Double Beaded

007




**SHAKER:** Bevelled

008



**SHAKER:** Double Bevelled

009




**SHAKER:** Stepped Bevel

010




**SHAKER:** Stepped

011



**SHAKER:** Double Stepped

012



**SHAKER:** Rebated Stepped

013



**SHAKER:** Stepped Beaded



014



**SHAKER:** Double V

0015




**SHAKER:** Bevelled Raised

016



**SHAKER:** Quarter Mould

## SIGNATURE DOOR COLLECTION



**Signature:** Fairfax




**Signature:** Rowan



**Signature:** Willow



**Signature:** Laurie



**SIGNATURE:** Reed


## IN-FRAME DOOR COLLECTION



**In-frame: Classic**



**In-frame: Beaded**



**in-frame: Options**

### In-Frame & Door Spec:

- Supplied in 1 piece as standard or 2 piece inserts available on request.
- All doors supplied with a 2mm outside bevel as standard.
- 22mm MRMDF as standard – Also available 18mm or 25mm

Select any shaker door design and combine it with an in-frame design.

Custom rail and stile sizing, as well as insert thicknesses available on request.

### Frame Standard Spec:

- 22mm MRMDF
- 37mm Frame

### Frame Design Options:

- Classic
- 8mm Bead
- 12mm Bead
- Custom Rail & Stile Options Available

# KITCHEN & CABINET DOORS

## SHAKER & SIGNATURE DOOR SPEC

### Shaker Doors:

- Supplied in 1 piece as standard or 2 piece inserts available on request.
- Drawer, pilasters, end & kitchen island panels available to compliment door designs.

### Specifications:

- Frame: 22mm MRMDF as standard – Also available in 18 or 25 mm
- Front Insert: 9mm MRMDF (2 piece only)
- All doors supplied with a 2mm outside bevel as standard.

### Customisation:

- Alternative rail and stile sizes, as well as insert thicknesses, are available on request.
- Frames and inserts can be mixed and matched across all 2-piece doors.

### Quality Assurance – 1 Piece Doors (As standard):

- We only pocket a max of 6mm deep on our shaker doors to prevent warping.
- No joints or panels—during manufacturing or at any point over its lifetime.
- All doors come pre sanded to 80 grit.
- All doors are cut from the highest quality MRMDF available.


### Quality Assurance – 2 Piece Doors:

- No pocketing required during manufacturing, eliminating the need to sand out CNC marks before painting.
- Results in a higher quality finished piece.
- More even door construction, reducing the risk of cupping and warping.
- Framework is cut through completely, ensuring a more balanced product.







# MOULDED DOOR COLLECTION




**MOULDED:** Opulence




**MOULDED:** Elegance




**MOULDED:** Ellipse



**MOULDED:** Essence



**MOULDED:** Xentric



**MOULDED:** Affinity



**MOULDED:** Serenity



**MOULDED:** Ovaluxe

Moulded doors supplied with 3 pieces as standard. One Piece moulded doors available on request.

- 22mm frame
- 6mm back insert
- 9mm Fret Insert



One-piece moulded doors.

# TRADE KITCHEN CABINET DOORS

## MOULDED DOOR SPEC

### Moulded Door Spec:

- Supplied 1 or 3 piece, as preferred – with 2 front inserts for 3 piece doors only.

### Specifications:

- Frame: 22mm MRMDF
- Front Insert: 6mm MRMDF insert (3 piece doors only)
- Fret Insert: 9mm MRMDF (3 piece doors only)
- All doors supplied with a 2mm outside bevel as standard.

### Customisation:

- Other frame and insert thicknesses are available upon request.
- Mix and match frames and inserts.

### Quality Assurance – 3 Piece Doors:

- Minimal pocketing required during manufacturing, eliminating the need to sand out CNC marks before painting.
- Results in a higher quality finished piece.

### Enhanced Stability – 3 Piece Doors:

- More even door construction, reducing the risk of cupping and twisting.
- Framework is cut through completely, ensuring a more balanced product.





# TRADE KITCHEN CABINET DOORS

## FRET DOOR COLLECTION



**FRET:** Opulence



**FRET:** Elegance




**FRET:** Ellipse



**FRET:** Essence



**FRET:** Xentric



**FRET:** Affinity



*All fret doors will be supplied with 1 or 2 pieces as standard.*

*- 22mm MRMDF frame*


*- 9mm MRMDF fret (2 piece only)*

*All doors supplied with a 2mm outside bevel as standard.*

*1 piece fret doors are available on request.*

Please advise mirror thickness before doors start the manufacturing process.

Custom rebates available on request.





# TRADE KITCHEN CABINET DOORS

## FRET DOOR SPEC

### Fret Door Spec:

- Supplied in 1 pieces as standard – front.
- Two-piece doors are available upon request. Please enquire for more details.

### Specifications:

- Frame: 22mm MRMDF
- Fret Insert: 9mm MRMDF (2 piece doors only)
- All doors supplied with a 2mm outside bevel as standard.

### Customisation:

- Other frame and insert thicknesses are available upon request.
- Mix and match frames and inserts.

### Quality Assurance – 1 & 2 Piece Doors:

- Machined from 1 piece of MRMDF.
- Results in a higher quality precisely finished piece.





# KITCHEN CABINET DOORS

## SOUL FRET INSERTS



**FRET:** Opulence



**FRET:** Elegance



**FRET:** Ellipse



**FRET:** Essence



**FRET:** Xentric



**FRET:** Affinity



**FRET:** Serenity



**FRET:** Ovaluxe

*We use only premium 9mm MRMDF to ensure the highest possible product quality.*

*All frets come with a 3mm bevelled edge.*

Price on request for all Fret Inserts.

Contact us for pricing on [hello@soulbespoke.com](mailto:hello@soulbespoke.com)  
WhatsApp +44 (0) 2830 828 437

# TRADE WARDROBE DOORS

## SHAKER WARDROBE DOORS



**SHAKER:** Classic



**SHAKER:** Modern



**SHAKER:** Midi



**SHAKER:** Micro



**SHAKER:** Reeded 60/40



**SHAKER:** Micro Reeded Mid Rails





**SHAKER: Skinny Mid Rails**



**SHAKER: Stepped**



**SHAKER: Midi Quad Curved**




**SHAKER: Midi Single Curve**

### Wardrobe Shaker Door Spec:

- Supplied 1 piece or in 2 piece with front inserts.
- All doors supplied in raw MRMDF

### Specifications:

- Frame: 22mm MRMDF
- Insert if 2 piece: 9mm MRMDF



# TRADE WARDROBE DOORS

## SOUL FRET WARDROBE DOORS

Also available as moulded doors



**FRET: Hera**



**FRET: Kostas**



**FRET: Aries**



**FRET: Nikos**



**FRET: Aura**



**FRET: Athena**

# TRADE WARDROBE DOORS

## FRET DOOR SPEC

### Wardrobe Fret Door Spec:

- Supplied in 1 or 2 pieces as standard – front inserts (2 piece only).
- All doors supplied in **raw MRMDF**
- All doors supplied with a 2mm outside bevel as standard.

### Specifications:

- Frame: 22mm MRMDF
- Fret Insert: 9mm MRMDF

### Customization:

- Other frame and insert thicknesses are available upon request.
- Mix and match frames and inserts.



**FRET: Eos**

### Quality Assurance – 2 Piece Doors:

- Minimal pocketing required during manufacturing, eliminating the need to sand out CNC marks before painting.
- Results in a higher quality finished piece.

### Enhanced Stability – 2 Piece Doors:

- More even door construction, reducing the risk of cupping and twisting.
- Framework is cut through completely, ensuring a more balanced product.





# BOOT & MUD ROOM DOORS

## BOOT & MUD ROOM DOOR SPEC

### Bootroom Door Spec:

- Supplied in 1-piece MRMDF.
- 2-piece doors are available on request.

### Specifications:


- 1-piece: 22mm MRMDF.
- 2-piece: 22mm MRMDF, 6mm MRMDF insert.
- All doors supplied with a 2mm outside bevel as standard.

### Customisation:

- Other frame and insert thicknesses are available upon request.
- Mix and match frame design with pattern.
- Different widths of stiles and rails are optional.
- Available up to 2400mm high, with middle stiles if needed.




## REEDED DOOR OPTIONS




**Reeded Door**  
Beaded frame detail




**Reeded Door**  
V-Groove frame detail




**Reeded Door**  
Modern shaker frame detail



**Reeded Door**  
Micro frame detail



**Reeded Door**  
Frameless detail



**Reeded Door**  
Midi frame detail

# APPLY FOR A PRO TRADE ACCOUNT

## Open a Trade Account Today

Gain access to exclusive trade discounts, early product releases, and the latest updates on pricing.

## Why Choose Our Trade Account?

- Exclusive Discounts: Enjoy special pricing on a wide range of products.
- Early Access: Be the first to discover our newest products and collections.
- Regular Updates: Stay informed about new releases and promotions with our latest product updates.

Applying is quick and easy and takes just a few minutes online. Simply click the below, and we'll review your application within 24 - 48 hours. Once approved, you'll receive instant access to all trade account benefits.

APPLY NOW






## Need Assistance?

If you have questions about the trade account or need help with your application, please email [hello@soulbespoke.com](mailto:hello@soulbespoke.com), and our team will be happy to assist.


<b>15%</b>	<b>10%</b>	<b>5%</b>
<b>STANDARD SHAKER TRADE DISCOUNT</b>	<b>SOUL SHAKER TRADE DISCOUNT</b>	<b>SOUL SHAKER TRADE DISCOUNT</b>
Classic   Modern   Midi   Micro	Beaded   Double Beaded   Bevelled   Double Bevelled   Stepped Bevelled   Stepped   Double V   Bevelled Raised	Reeded   Double Stepped   Quarter Mould   Rebated Stepped



# Trade Door Gallery







# DELIVERY & COURIER OPTIONS

We provide delivery & courier services across Ireland. Depending on the size and weight of your order. We offer shipping via courier or pallet. We also offer free collection from our Newry based workshop.



## Collection Address:

Soul Bespoke Ltd  
Unit 3 Craigmores Mill Ind Est  
Craigmores Road  
Newry  
BT356JR

Visit Our Website  
[www.soulbespoke.com](http://www.soulbespoke.com)




## ***Our Delivery and Courier Options Include:***

- ✓ Nationwide Courier Service
- ✓ Nationwide Single & Double Pallet Deliveries
- ✓ Collection (Newry, NI)
- ✓ Oversized Delivery - contact for a quote

**Nationwide delivery throughout Ireland.**  
(Subject to size and weight restrictions)





## TRADE CNC SOLUTIONS

### Address

Soul Bespoke Ltd  
Unit 3 Craigmores Mill Ind Est,  
Craigmores Road,  
Newry,  
BT35 6JR

### Contact

[www.soulbespoke.com](http://www.soulbespoke.com)  
Tel: 0044 (0) 28 3082 8437  
Email: [hello@soulbespoke.com](mailto:hello@soulbespoke.com)  
[/soulbespokecnc](https://soulbespokecnc.com)